

TODAY'S MARKET REVIEW

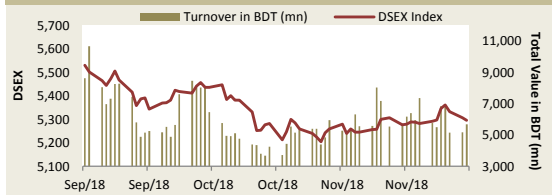
The benchmark index, DSEX, of the Dhaka bourse witnessed correction for the last three consecutive sessions and lost 65 points as the investors continued trading with cautious stance ahead of national election. The optimistic investors decided to take positions in sector specific stocks from the beginning of the session to pull up the market from the recent bearish trend. However, selling of shares in textile, fuel & power, telecom and financial institution sectors to escape from further losses in the portfolios pushed down the DSEX to close below 5,300 marks. Meanwhile, turnover has increased by 10% over last session as the investors went for buoyancy in the bank sector stocks in the final hour. Top gainer, loser and turnover lists were comprised mainly from small cap stocks. At the day's end, the DSEX, DSES and DS30 lost 10.53 points, 2.27 points and 5.98 points respectively to their previous day's level.

The major sectors witnessed correction today. Among the major sectors based on market capitalization – textile (-2.0%), fuel & power (-1.4%) and telecom (-0.7%) sectors witnessed price correction while tannery (1.5%), food (1.0%) and bank (0.2%) sectors achieved price appreciation in the day's session. The investors' activity was mostly centered on pharma (24.3%), textile (19.1%) and engineering (10.6%) sectors while WATACHEM (3.7%), SQRPHARMA (3.6%) and KPCL (3.0%) led the scrip wise turnover board today.

The port city bourse, CSE decreased by 53.93 points in its broad based index – CASPI.

TODAY'S MARKET SUMMARY

	Today	Yesterday	Change	%
DSEX	5,296	5,306	(10.5)	-0.2%
DS30	1,850	1,856	(6.0)	-0.3%
DSES	1,220	1,222	(2.3)	-0.2%
Market Cap (BDT bn)	3,821	3,833	(11.7)	-0.3%
Turnover (BDT mn)	5,677	5,168	508.9	9.8%
Volume (mn)	127	127	(0.2)	-0.2%
No of Issues Advanced	110	112		
No of Issues Declined	198	195		
Issues Unchanged	36	34		
Market Trailing P/E	14.7	14.8		
Market Forward P/E	14.6	14.7		

3-MONTHS MARKET MOVEMENT

UPCOMING DIVIDENDS/ RIGHTS OFFERINGS

Ticker	Record Date	Date of AGM	Declaration
BATASHOE	11.12.2018	N/A	240% Interim Cash
KEYACOSMET	12.12.2018	26.01.2019	10%B
AMCL(PRAN)	13.12.2018	27.12.2018	32%C
PRIMELIFE	18.12.2018	27.12.2018	15%C
PADMAOIL	19.12.2018	16.02.2019	130%C
ECABLES	24.12.2018	26.01.2019	10%B
SONALIANSH	26.12.2018	31.12.2018	10%C

DSE NEWS IN BRIEF

REGENTEX: Credit Rating Information and Services Limited (CRISL) has rated the Company as "A+" in the long term and "ST-3" in the short term along with stable outlook in consideration of its audited financials up to June 30, 2018, unaudited financials up to September 30, 2018 and other relevant quantitative as well as qualitative information up to the date of rating declaration.

TODAY'S WORLD STOCK INDICES

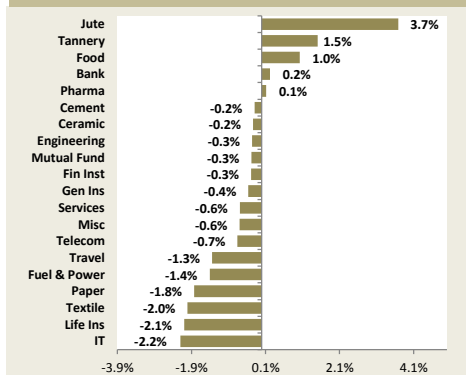
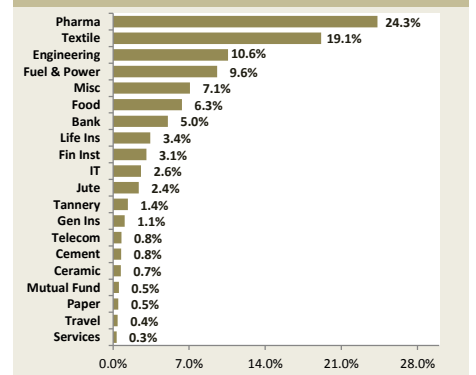
	Value	Change	% Change
DJIA (USA)	24,388.95	-558.72	-2.24%
FTSE 100 (UK)	6,768.66	-9.45	-0.14%
SENSEX (India)	35,034.35	-638.90	-1.79%
STI (Singapore)	3,077.74	-33.38	-1.07%
Nikkei 225 (Japan)	21,219.50	-459.18	-2.12%

Website: www.ilslbd.com

E-mail: securities@ilslbd.com

TODAY'S SECTOR MOVEMENT

Sector	Return	Turnover	% Turnover	% of M.Cap	Trailing P/E	Forward P/E	Price/BV
Bank	0.2%	286.5	5.0%	17.4%	8.6	9.9	0.9
Cement	-0.2%	42.9	0.8%	3.1%	35.7	37.6	2.7
Ceramic	-0.2%	40.9	0.7%	0.9%	23.5	22.3	1.8
Engineering	-0.3%	599.8	10.6%	5.8%	16.1	16.0	1.6
Financial Institutions	-0.3%	175.1	3.1%	5.7%	13.0	23.3	1.7
Food & Allied	1.0%	359.6	6.3%	8.1%	26.2	19.4	6.3
Fuel & Power	-1.4%	543.3	9.6%	13.1%	12.7	10.5	1.6
General Insurance	-0.4%	60.7	1.1%	1.2%	11.2	11.2	0.8
IT	-2.2%	145.9	2.6%	0.5%	22.7	20.8	2.1
Jute	3.7%	135.2	2.4%	0.2%	1,157.8	235.2	7.1
Life Insurance	-2.1%	194.9	3.4%	1.7%	-	-	-
Miscellaneous	-0.6%	401.8	7.1%	3.3%	18.4	26.9	1.1
Mutual Fund	-0.3%	30.3	0.5%	1.0%	6.9	14.1	15.8
Paper & Printing	-1.8%	28.2	0.5%	0.6%	23.1	25.7	1.8
Pharma. & Chemicals	0.1%	1,380.5	24.3%	15.7%	18.7	18.1	2.5
Services & Real Estate	-0.6%	18.7	0.3%	0.5%	15.5	13.3	1.0
Tannery	1.5%	76.9	1.4%	0.9%	18.5	16.3	2.5
Telecommunication	-0.7%	43.7	0.8%	15.3%	18.2	14.2	12.7
Textile	-2.0%	1,086.8	19.1%	4.4%	18.6	16.0	1.1
Travel & Leisure	-1.3%	24.5	0.4%	0.6%	31.8	25.4	0.6

Sector Return

Turnover Distribution

TOP GAINERS

Ticker	Price (BDT)	Change**	Forward P/E*
JUTESPINN	141.5	9.9%	n/a
ALLTEX	13.4	9.8%	n/a
CAPMIBBLMF	11.7	9.3%	9.4
QGBALLPEN	79.9	9.3%	n/a
ECABLES	262.6	8.7%	n/a
JMISMDL	236.8	8.4%	59.2
NTC	945.1	7.5%	11.9
KOHIHOOR	409.2	7.2%	43.4
DSHGARME	242.6	7.1%	48.3
ICBAMCL2ND	6.6	6.5%	15.0

TOP LOSERS

Ticker	Price (BDT)	Change**	Forward P/E*
ISNLTD	38.7	-10.0%	100.6
MLDYINGE	39.8	-10.0%	31.4
BIFC	5.0	-9.1%	n/a
IBP	37.3	-9.0%	33.1
SONARGAON	21.5	-8.9%	n/a
SAIHAMTEX	55.5	-7.3%	27.2
STANCERAM	146.3	-6.7%	98.9
KPCL	57.7	-6.6%	10.4
SILVAPHL	32.8	-6.6%	17.1
KTL	29.2	-6.1%	15.7

TOP TURNOVER* (BDT mn)

Ticker	Price (BDT)	Turnover	% Turnover
WATACHEM	499.0	209.4	3.7%
SQRPHARMA	254.4	203.8	3.6%
KPCL	57.7	168.9	3.0%
PHARMAID	664.9	161.1	2.8%
NTC	945.1	144.2	2.5%
UPGDCL	290.8	139.0	2.4%
JMISMDL	236.8	128.7	2.3%
SONALIANSH	785.6	126.1	2.2%
DSSL	23.2	110.6	1.9%
IBP	37.3	103.0	1.8%

TOP MKT CAP (BDT mn)

Ticker	Price (BDT)	M. Cap	% M.Cap
GP	359.7	485,703	14.9%
SQRPHARMA	254.4	200,724	6.1%
BATBC	3,344.6	200,676	6.1%
UPGDCL	290.8	139,319	4.3%
RENATA	1,125.9	90,675	2.8%
BRACBANK	74.3	81,520	2.5%
ICB	112.9	78,768	2.4%
BERGERPBL	1,364.0	63,259	1.9%
LHBL	42.8	49,707	1.5%
OLYMPIC	214.1	42,807	1.3%

Source: DSE, <http://www.dsebd.org>; <http://www.bloomberg.com>; ILSL Research Team

* Based on current outstanding no. of shares; **No. of shares adjusted on record date; *Turnover includes block trade

Disclaimer: This document has been prepared by International Leasing Securities Limited (ILSL) for information only of its clients on the basis of the publicly available information in the market and own research. This document has been prepared for information purpose only and does not solicit any action based on the material contained herein and should not be construed as an offer or solicitation to buy or sell or subscribe to any security. Neither ILSL nor any of its directors, shareholders, member of the management or employee represents or warrants expressly or impliedly that the information or data of the sources used in the documents are genuine, accurate, complete, authentic and correct. However all reasonable care has been taken to ensure the accuracy of the contents of this document. ILSL will not take any responsibility for any decisions made by investors based on the information herein.